








Innovations in plumbing . . .

Calling All
Plumbing
Contractors . . .

*LET RAVEN
MAKE YOUR
LIFE EASIER !*



Ph 888-467-2836
Fax 877-297-2836
website: www.ravenproducts.us

Kitchen & Bath

DIVERTER TUB SPOUTS



BATH & BASIN COCK



#77-01

LAV FAUCETS



#11-101

CHROME SHOWER HEADS



#52-203

GRID DRAINS



#30-02

ONE TOUCH DRAINS



#30-05PC

LAUNDRY & BAR FAUCETS



#69-01

KITCHEN FAUCETS

#22-205



One Touch Drains

For Lavs with Overflow




Featuring One Touch
Open and Close

CP - Chrome Plated		
ITEM #	BOX QTY	MASTER QTY
30-06CP	1	20

For Lavs without Overflow

ITEM #	DESCRIPTION
30-05PC	Polished Chrome
30-05PN	Polished Nickel
30-05BN	Brushed Nickel
30-05PB	PVD Brass
30-05ORB	Oil Rubbed Bronze




Now Available

#RP30PC Replacement Plunger Assembly for PC One Touch Drain

Introducing our new and innovative "Pre-assembled Outdoor Shower"

ITEM # ODSHW



2 1/4" Chrome Shower
Head, 2.5 GPM



Made from PVC Trim Board, our new Outdoor Shower unit comes pre-assembled with 2 - 1/2" IPS stainless connectors, allowing for easy connections to hot and cold water piping. Simple block mount bracket included!

*Ready for
installation using
Symmons Pressure
Balance Valve*

Height = 36"
Width = 9"

2" PVC or ABS Solvent Weld Shower Drain w/ Knockout

* *PATENTED*

SPECIAL FEATURES:

- For use with fiberglass and acrylic shower stalls and bases
- Knockout used for pressure testing and also prevents debris from getting into lines



ITEM #	TYPE	BOX QTY	MASTER QTY
2PVCSHDR	PVC	1	24
2ABSSHDR	ABS	1	24

Flanges

Specialty Closet

3ST2-1/2PVC	PVC 3" street flange 2-1/2" long w/ stainless ring fits into 3" hub
PVC333SS	3" x 4 1/2" PVC male long street flange with stainless steel ring; fits into 3" pipe
PVC436SS	4 x 3 x 6 PVC Flange w/Stainless Steel Ring; Fits into a 4" and over a 3" pipe; 6 " long
PVC4325SS	4 X 3 X 2 1/2 PVC Flange w/ Stainless Steel Ring; fits into a 4" and over a 3" pipe
3ST6 PVC	3" street flange 6" long with stainless ring; Fits into a 3" hub

Available in PVC & ABS



Repair

This 2 piece Repair Flange replaces a corroded or rusted metal ring on PVC/ABS closet flanges!
#BFR7900



Spanner
Stainless Steel Repair Spanner Flange featuring an elongated bolt hole for easier installation.
#SSF207



Deep Chrome



2 1/2" Chrome Deep Trap Flange for use with traps that cover PVC/ABS Pipe (over extension piece)
#DF212

Shower

Chrome Plated Brass Shower Flange w/set screw & wrench - over sized, 3 1/4" wide, heavy duty cover-all shower arm #SFCP1



NEW PVC CLOSET FLANGES

PVC 3" COMPRESSION CLOSET FLANGE
pushes easily inside
3" sch-40 PVC pipe or
3" cast iron pipe



#PVCCCF3

PVC OFFSET CLOSET FLANGE
fits over 3" or
inside 4" sch-40
PVC pipe; features
adjustable ring



#PVCOCF

PVC 4" COMPRESSION CLOSET FLANGE
pushes easily inside
4" sch-40 PVC pipe or
4" cast iron pipe



#PVCCCF4

ITEM #	DESCRIPTION	BOX QTY	MASTER QTY
PVCCCF3	PVC 3" Compression Closet Flange	ea	12
PVCCCF4	PVC 4" Compression Closet Flange	ea	12
PVCOCF	PVC Offset Closet Flange	ea	12

Installation Tools for Poly Pipe Clamps



STANDARD POLY CLAMP TOOL

This tool is designed for easy installation and removal of all standard clamps, where radial access to clamp is not restricted.
#SCT

SIDE JAW POLY CLAMP TOOL

This dual purpose, side jaw design allows clamps to be applied or removed in confined areas. Also used like standard poly clamp tool.
#SJCT



ITEM #	DESCRIPTION	BOX QTY	MASTER QTY
SCT	Standard Poly Clamp Tool	1	12
SJCT	Side Jaw Poly Clamp Tool	1	6
PPC34	3/4" IPS Poly Pipe Clamp	100	N/A
PPC1	1" IPS Poly Pipe Clamp	100	N/A

IPS Poly Pipe Clamps



For use with IPS Poly Pipe
Economical and easy to install
100 PSI rating
Available in 3/4" and 1"
*Sold in bag quantity only

Transition Couplings



- Size range from 1 1/2" - 4"
- Connects Cast Iron, Plastic, Steel, Copper, Drain Waste, and Vent
- Shield: AISI 301 SS
- Easy to assemble and re-use
- Neoprene rubber sleeve conforms to ASTM C 1173-06
- Torque 60 lbs.
- Mass. Approval Code P1-1207-177

ITEM #	DESCRIPTION	BOX QTY	MASTER QTY
TCCP115	1 1/2" CI, PL, ST x 1 1/2" PL, ST Coupling	25	100
TCCP2	2" CI, PL, ST x 2" PL, ST Coupling	25	100
TCCP2115	2" CI, PL, ST x 1 1/2" PL, ST Coupling	25	100
TCCP3	3" CI x 3" PL, ST, XHCI Coupling	10	100
TCCP4	4" CI x 4" PL, ST, XHCI Coupling	10	100
TCCC15	1 1/2" CI, PL, ST x 1 1/2" Copper, 1 1/4" PL Coupling	25	100
TCCC2115	2" CI, PL, ST x 1 1/2" Copper, 1 1/4" PL Coupling	25	100
TCCC2	2" CI, PL, ST x 2" Copper Coupling	25	100
TCCC3	3" CI, PL, ST x 3" Copper Coupling	10	100
TCCP3	3" PL, ST, XHCI x 3" PL, ST, XHCI Coupling	10	100
TCCP4	4" PL, ST, XHCI x 4" PL, ST, XHCI Coupling	10	100
TCKK2	2" Copper x 2" Copper Transition Coupling	24	100

PEX STYLE PRODUCTS

DROP EAR BALL VALVES - Patent Pending			
PEX38DEBV	3/8" Pex Drop Ear Ball Valve	10	100
PEX38DEBVD	3/8" Pex Drop Ear Ball Valve w/ Drain	10	100
PEX12DEBV	1/2" Pex Drop Ear Ball Valve	10	100
PEX12DEBVD	1/2" Pex Drop Ear Ball Valve w/ Drain	10	100
PEX34DEBV	3/4" Pex Drop Ear Ball Valve	10	60
PEX34DEBVD	3/4" Pex Drop Ear Ball Valve w/ Drain	10	60
PEX1DEBV	1" Pex Drop Ear Ball Valve	10	60
PEX1DEBVD	1" Pex Drop Ear Ball Valve w/ Drain	10	60
MORE PEX VALVES			
12SWLPEXBV	1/2" Swivel x Pex Ball Valve w/ Brass Nut	10	100
12CXPEXBV	1/2" C x Pex Ball Valve	10	100
12SILLCOCKPEX	1/2" Sillcock with Pex Connection CP	5	50
34CXPEXBV	3/4" C x Pex Ball Valve	10	100
34STXPEXBV	3/4" Copper Street x Pex Ball Valve	10	100
PIMV12	Pex Drop Ear Icemaker/Humidifier Valve 1/2" Pex Ends - 1/4 OD Ball Valve	1	60
MORE PEX PRODUCTS			
PEX1238FDEE	1/2" Pex x 3/8" F Drop Ear Elbow	10	100
PEX12FDEE	1/2" Pex x 1/2" F Drop Ear Elbow	25	150
PEX12FDET	1/2" Pex x 1/2" F Drop Ear Tee	25	150
PEX34FDET	3/4" Pex x 3/4" F Drop Ear Tee	25	100
58PEXELL	5/8" Pex Elbow	10	100
CT25	1/2" X 25" CP Cover Tube w/ Flanges	1	18
PEX12SS	1/2" Pex 1/4 Turn CP Straight Stop w/Bell Flange	1	60
PEX1238ASCP	1/2" Pex x 3/8" OD CP Angle Stop	5	60
PEX1238SSCP	1/2" Pex x 3/8" OD CP Straight Stop	5	60
OTHER STYLE PRODUCTS			
WIR12DEBV	1/2" Wirsbo® Drop Ear Ball Valve	10	100
WIR12DEBVD	1/2" Wirsbo® Drop Ear Ball Valve w/ Drain	10	100
WIR34DEBV	3/4" Wirsbo® Drop Ear Ball Valve	10	60
WIR34DEBVD	3/4" Wirsbo® Drop Ear Ball Valve w/ Drain	10	60
WIR12FDET	1/2" Wirsbo® x 1/2" F Drop Ear Tee	25	150
WIR34FDET	3/4" Wirsbo® x 3/4" F Drop Ear Tee	25	100
12SILLCOCKWIR	1/2" Sillcock with Wirsbo® Connection	5	50
WIMV12	Wirsbo® Drop Ear Icemaker/Humidifier Valve 1/2" Ends - 1/4 OD Ball Valve	1	60
WIR12SS	1/2" Wirsbo® 1/4 Turn CP Straight Stop w/Bell Flange	1	60

New Pex and Wirsbo® Products

NOW AVAILABLE!

DROP EAR TEES *patent pending

PEX DROP EAR ELBOW



#PEX12FDEE

- Has 3 drop ear tabs for secure mounting
- For use on shower arms



#PEX12FDET

- Available in both Pex and Wirsbo®
- Available in 1/2" and 3/4"
- Have drop ear tabs for secure mounting
- Ideal for use on body sprays
- Also for use on sprinkler heads
- Used as a purge tee for draining lines in Pex and Wirsbo® systems



#WIR34FDET

ITEM #	DESCRIPTION	BOX QTY	MASTER QTY
PEX12FDEE	1/2" Pex x 1/2" F Drop Ear Elbow	15	150
PEX12FDET	1/2" Pex x 1/2" F Drop Ear Tee	15	150
PEX34FDET	3/4" Pex x 3/4" F Drop Ear Tee	10	100
WIR12FDET	1/2" Wirsbo® x 1/2" F Drop Ear Tee	15	150
WIR34FDET	3/4" Wirsbo® x 3/4" F Drop Ear Tee	10	100

New Ice Maker/Humidifier Valves

Drop Ear Valves for Pex and Wirsbo® Tubing

***PATENT PENDING**



#PIMV12

Used on Pex Tubing

*Drop Ears for
Secure Mounting*



#WIMV12

Used on Wirsbo® Tubing

ITEM #	DESCRIPTION	BOX QTY	MASTER QTY
PIMV12	Pex Drop Ear Icemaker/Humidifier Valve 1/2" Pex Ends - 1/4 OD Ball Valve	1	60
WIMV12	Wirsbo® Drop Ear Icemaker/Humidifier Valve 1/2" Ends - 1/4 OD Ball Valve	1	60
MORE ICEMAKER/HUMIDIFIER VALVES...			
IMV38	3/8" OD Comp/Solder to 1/4 OD Comp End 1/4 OD Ball Valve	1	1
IMV58	5/8" OD Comp/Solder to 1/2 OD Comp End 1/4 OD Ball Valve	1	1
IMV78	7/8" OD Comp/Solder to 3/4 OD Comp End 1/4 OD Ball Valve	1	1
ALSO AVAILABLE...ICE MAKER HOSE AND KIT...			
SSIH10	1/4" x 120" Stainless Ice Maker Hose	-	50
IMKIT	Ice Maker Kit 5/8" Ice Maker Valve w/ 10' Stainless Hose	1	N/A

More Pex and Wirsbo® Products

1/2" X 25" CP COVER TUBE W/ FLANGES

- Cover tube is designed to go over 1/2" Pex, Wirsbo®, and CPVC pipe when used as supply risers to sinks, lavs, and toilets
- Cover tube can be cut to cover risers up to 20" long
- Includes two styles of escutcheons to choose from (CP Brass Bell or Box)



ITEM #	DESCRIPTION	BOX QTY	MASTER QTY
CT25	1/2" X 25" CP Cover Tube w/ Flanges	1	18
BE12	1/2" CP Brass Bell Escutcheon **sold in packs of 10 only**		
PEX12SS	1/2" Pex 1/4 Turn CP Straight Stop w/Bell Flange	1	60
WIR12SS	1/2" Wirsbo® 1/4 Turn CP Straight Stop w/Bell Flange	1	60

1/2" PEX 1/4 TURN CP STRAIGHT STOP W/ BELL FLANGE

*** ALSO AVAILABLE IN WIRSBO®**

***PATENT PENDING**



#PEX12SS

- Straight supply stop for sinks, lavs, and toilets (for Pex or Wirsbo® tubing)
- Special threads on valve extension allows cast bell flange to tighten to the floor, providing a secure Pex or Wirsbo® through the floor installation

NEW PEX CP STOPS

1/2" Pex x 3/8" OD in Straight & Angle



#PEX1238SSCP

- 1/4 Turn On-Off
- Metal Oval Handle
- Chrome Plated Brass Body
- Available in Straight and Angle
- Complies with NSF61-9
- CSA Approved

Provides Quick, Positive Shutoff for Sinks, Lavs, & Toilets using Pex Tubing



#PEX1238ASCP

ITEM #	DESCRIPTION	BOX QTY	MASTER QTY
PEX1238ASCP	1/2" Pex x 3/8" OD CP Angle Stop	5	60
PEX1238SSCP	1/2" Pex x 3/8" OD CP Straight Stop	5	60
** Must be purchased in Master Quantity **			



PRO-GRIT™ PRODUCTS



You Can See the Difference!

- **HIGHLY VISIBLE FLUORESCENT COLOR**
Ideal for use in low-light conditions
- **DURABLE HEAVY DUTY ABRASIVE MESH**
Lasts longer than other abrasive products
- **CONVENIENT EASY-TEAR STRIPS**
180 grit abrasive mesh is rugged, yet can be easily torn to desired length without scissors or blades
- **IDEAL FOR MANY APPLICATIONS**
Use for cleaning copper prior to soldering or brazing, drywall installations, wood-working and other do-it-yourself projects
- **WATERPROOF**

now available in 3 sizes!

ITEM #	DESCRIPTION	CS QTY
OMSC5	Open Mesh Waterproof Grit Cloth 5 yd	24
OMSC10	Open Mesh Waterproof Grit Cloth 10 yd	24
OMSC25	Open Mesh Waterproof Grit Cloth 25 yd	24
5 and 10 yd must be purchased in case quantity		

Tools & Accessories

Logan's Tool



Logan's tool cuts PVC and ABS pipe, (*works best on foam core*) without any burrs on edge being cut. Place over pipe, pull down and blade will puncture pipe. Rotate tool around pipe to make an easy, clean cut. Logan's tool comes with **12 extra blades**.

Available in 1 1/2 & 2 inch
#LPC112 or LPC2

Ice Maker Kit



#IMKIT

Connect your ice maker to your 1/2" copper pipe with our quality Ice Maker Kit. It features our unique combination tee with ball valve shutoff. The tee can be connected with our combination fitting by sweat or compression fit. Kit contains 5/8" valve and 10' stainless hose

E-Z Symmons 4-in-1 Wrench / 4 in 1 EZ Out Extractor Tool



#SYMM/TOOL

This is the only tool you'll need to replace the hot & cold seats for the pressure balance valve.

- Removes diverter cap
- Easy out for diverter removal
- Cold seat wrench
- Hot seat wrench

Featuring 4 Pipe Extractors in 1!



#EZOUT

For removing broken pipe, nipples, and more

Size range: 1/4",
3/8", 1/2", 3/4"

[EZ Out can be used in conjunction with our EZ Symmons 4 in 1 Wrench](#)
#symm/tool

Inside Pipe Cutter




#INPC

Secures Tightly into Drill
Heavy duty with hex drill fitting
Cuts from the inside
Easily cuts these products and many more:
PVC * ABS * closet flanges

Pex Crimp Tools

**DUAL JAW HEAVY DUTY
PEX CRIMP TOOL 3/8" - 1"**
Has Straight & Side Jaws
Side Jaw for use in tight space
Item # PCTDJ



ITEM #	DESCRIPTION	BOX QTY
PCTDJ	DUAL JAW HEAVY DUTY PEX CRIMP TOOL	1
PCTHD	HEAVY DUTY PEX CRIMP TOOL	1
PCT	PEX CRIMP TOOL	1

HEAVY DUTY PEX CRIMP TOOL 3/8" - 1"

Heavier Version of our Pex Crimp Tool
Made of High Grade Steel



#PCTHD

#PCT




PEX CRIMP TOOL

Works with Nibco, Watts, Zurn,
and all Oetiker style clamps

Multi-Purpose Pipe Cutter

Cuts up to 1" CPVC

Features Tempered Steel Blade, Metal Housing, PVC Coated Handles with Handle Lock, Spring Operated



*Tempered Steel Blades
 (sold separately)
 2 per package
 #MPPCB

Provides a straight, even cut on any plastic or rubber hose up to 1 1/8". Also cuts PVC pipe, irrigation pipe, fuel line, and heater hoses.

ITEM #	BOX QTY	MASTER QTY
MPPC	1	20

CRIMP RING TOOL KITS

* PATENT PENDING

This New Tool Kit Crimps up to 1"

NEW



#CRTK 19

New Crimp Ring Tool Kit (CRTK19) includes the following:

- Crimp Tool
- 3/8– 1" Crimping Jaws
- Go-No-Go Gauge
- Adjustment Tools
- Xtra Jaw Screws
- Carrying Case

Crimp Ring Adjustment Tools, Crimping Jaws, and Go-No-Go Gauge (below) also available separately



ITEM #	DESCRIPTION	BOX QTY	MASTER QTY
CRTK19 (above)	Crimp Ring Tool Kit (3/8" - 1")	1	5
CRTK (below)	Crimp Ring Tool Kit (3/8" - 3/4")	1	5

CRIMP RING TOOL KIT INCLUDES:

- Crimp Tool
- 3/8–3/4 Crimping Jaws
- Crimp Gauge
- Adjustment Tools
- Xtra Jaw Screws
- Carrying Case



#CRTK

Multi-Jaw Crimp/Press Tool Kit

One Tool with Interchangeable Jaws for Copper Crimp Rings or Viega Sleeves - sizes 3/8" thru 1"

#MJCPT




- **HEAVY DUTY TOOL**
- **ONE FOR ALL** - standard kit supplied with 3/8" - 1" jaws for use on Viega style stainless steel sleeves
- **OPTIONAL** - tool can also be used with optional copper crimp jaws (sold separately)
- **INSTANT JAW INSTALLATION & RELEASING** - no special tools needed! Jaw changes by merely pressing the two side buttons.
- **EASY CALIBRATION** - simply adjust the hex pin to the next level and the tool calibration is done
- **STURDY ALUMINUM CASE**

ITEM #	DESCRIPTION	BOX QTY
MJCPT	Multi-Jaw Crimp/Press Tool Kit 3/8" - 1"	1
CCRJ12	1/2" Quick Change Copper Crimp Ring Jaw	1
CCRJ34	3/4" Quick Change Copper Crimp Ring Jaw	1
CCRJ1	1" Quick Change Copper Crimp Ring Jaw	1

Test Kits

PRESSURE TEST KIT



#PTK

*Includes: tee, snifter valve, 0-160 lb gauge, swivel hose Connector
(Pressure Test Tees also sold separately)*

GAS TEST KIT



#GTK

*Includes:
1818 M x F ball valve shut off
Ball & Barbed Adapter
Bulb & Hose assembly
3/4m x 12f x 18f x 14f long
body tee
5 or 7 lb pressure gauge
(please specify)
Protective black case*


GAS/PRESSURE TEST KIT



#GPTK

3 - 1818 M x F ball valve shut off
Ball & Barbed Adapter
Bulb & Hose assembly
5 or 7 lb pressure gauge
(please specify)
0-160 lb gauge
Snifter Valve
Swivel Hose Connector
Protective black case
3/4m x 12f x 18f x 14f x14f
double test tee

APPLIANCE PRESSURE TEST KIT



#APTK

Used to set appliance pressure
Includes: 35" water column gauge, hose, adapter & case

AIR TEST KIT 1 1/2" or 2"



#ATK112 or #ATK2

Includes: rubber cap w/ brass ball valve, 15 PSI gauge, protective black case

Gauges

Gas Tester and Pressure



GTG-7lb



PG30

ITEM #	DESCRIPTION
GAS TESTER GAUGES	
GTG-7lb	7 lb PSI Gas Tester Gauge
GTG-5lb	5 lb PSI Gas Tester Gauge (for NY requirements)
PRESSURE GAUGES	
PG30	¼" Pressure Gauge 30 PSI 2 1/2" Face
PG100	¼" Pressure Gauge 100 PSI 2 1/2" Face
PG160	¼" Pressure Gauge 160 PSI 2 1/2" Face
PG200	¼" Pressure Gauge 200 PSI 2 1/2" Face

Water Test Cap & Valve

INCLUDES:
Rubber Cap with 1/4 Turn Hose Fitting

ITEM #	DESCRIPTION	BOX QTY
WTC112	1 ½" Water Cap & Valve	1
WTC2	2" Water Cap & Valve	1
WTC3	3" Water Cap & Valve	1
WTC4	4" Water Cap & Valve	1



Flange Test Kit




Secures to the floor for closet flange testing of pipe

ITEM #	DESCRIPTION	BOX QTY	CS QTY
FTK	Flange Test Kit	1	12

Pex Scissor Shear Cutter

For use in cutting pex tubing 3/8" - 1"



#PSSC

- * Light weight, inexpensive, fast cutting, grip design for secure hold
- * Stainless steel blades for cutting Pex tubing
- * Spring loaded for quick opening and fast cutting
- * Replacement blades available

ITEM #	DESCRIPTION	BOX QTY	MASTER QTY
PSSC	Pex Scissor Shear Cutter 3/8" - 1"	1	72
PSCB	Pex Scissor Cutter Blade - replacement blade	1	N/A

Specialty Ball Valves

Sillcock Stainless Handle, oversized flange, chrome finish, 1/2", 3/4" Avail in Copper or IPS



**patented*

1165 IPS or C - 1/2"
1166 IPS or C - 3/4"

Multi Function Circulator Flange less purge. Isolates - avail in sweat or IPS 3/4", 1", 1 1/4", 1 1/2"



**patented*

MFCF

Compression Ball Valves with waste 1/2", 3/4", 1"



12COMPWW - 1/2"
34COMPWW - 3/4"
1COMPWW - 1"

Humidifier & Ice Machine valves, combo 5/8" OD tee sweat or comp. fit. Avail in 1/4", 3/8", or 1/2" comp. fitting branch.



IMV 38
IMV 58
IMV 78
DWV 38
DWV 12

TPG Sweat Connection Ball Valve with waste 1/2", 3/4", 1"



TPG_CCWW

Isolation Ball Valves 1/8" for air vent, 1/4" for gauges



1818MF
1414MF
1212MF

TPG Sweat or IPS Connection Ball Valves less waste available in: 1/2", 3/4", 1", 1 1/4", 1 1/2", 2", 2 1/2", 3", 4"



TPG_CC
TPG_IPS

TPG38



3/8" Female Mini Ball Valve
*Fits our famous oil tank elbow (OTL1238)



1127 - 1/2"
1128 - 3/4"

12IPSGASBV
34IPSGASBV
1IPSGASBV



Gas Ball Valves 1/2", 3/4", 1" CSA approved


Isolate Expansion Tanks with this male female valve with waste. 1/2", 3/4"



**patented*

Boiler Drains Full Port, packing nut, angled spout. Available with brass or chrome finish. 1/2", 3/4"

*12BDBT - 1/2" brass, t-handle
*12DBL - 1/2" brass, lever handle
*12BDCT - 1/2" chrome, t-handle
*12BDCL - 1/2" chrome, lever handle
(*to order 3/4" please change 12 to 34)
***STREET BOILER DRAIN* (below)**
*12BDBT#2 - 1/2" brass, copper street end





#1165IPS



#1167C



#12LKHB



#34BDBT



#12BDCT



#12CCBD

ITEM #	DESCRIPTION	INNER BOX QTY	MASTER BOX QTY
1/4 Turn Sillcocks			
1165-C	1/2 sweat sillcock * PATENTED ITEM	10	100
1165-IPS	1/2 IPS sillcock * PATENTED ITEM	10	100
1166-C	3/4 sweat sillcock * PATENTED ITEM	5	100
1166-IPS	3/4 IPS Sillcock * PATENTED ITEM	5	100
1167-C	1/2 sweat ceramic cartridge sillcock	5	60
1167-IPS	1/2 IPS ceramic cartridge sillcock	5	60
1168-IPS	3/4 IPS ceramic cartridge sillcock	5	60
12LKHB	1/2" IPS Polished Chrome Loose Key Hose Bibb w/ Vacuum Breaker	1	12
1/4 Turn Boiler Drains			
12BDBL	1/2" male npt/sweat x hose bibb – lever handle – brass * PATENTED ITEM	10	100
12BDBT	1/2" male npt/sweat x hose bibb 1/4 turn– t handle – brass * PATENTED ITEM	10	100
12BDBTLB	1/2" long body brass boiler drain copper street end	10	100
12BDBT #2	1/2" brass boiler drain copper street end * PATENTED ITEM	10	100
12BDCL	1/2" male npt/sweat x hose bibb –1/4 turn boiler drain - lever handle – chrome * PATENTED ITEM	10	100
12BDCT	1/2" male npt/sweat x hose bibb –1/4 turn boiler drain - t handle – chrome * PATENTED ITEM	10	100
34BDBL	3/4" male npt x hose bibb – lever handle – brass * PATENTED ITEM	10	50
34BDBT	3/4" male npt x hose bibb 1/4 turn– t handle – brass * PATENTED ITEM	10	50
34BDBTLB	3/4" long body brass boiler drain copper street end	5	50
34BDCL	3/4" male npt x hose bibb –1/4 turn boiler drain - lever handle – chrome * PATENTED ITEM	10	50
34BDCT	3/4" male npt x hose bibb –1/4 turn boiler drain - t handle – chrome * PATENTED ITEM	10	50
12CCBD	1/4 turn ceramic cartridge boiler drain – 1/2"	5	60
34CCBD	3/4" ceramic cartridge boiler drain – male red wheel handle	5	60
LBLKBD	Long body loose key m w/ chain & hose cap, ceramic cartridge 3/4" m br utility valve	5	50
LBLKBD/CHR	Long body loose key m w/ chain & hose cap, ceramic cartridge 3/4" br. Utility valve – chrome plated	5	50
UHEV 34FH 34H	Universal Hose End Replacement Valve	10	100

INTRODUCING THE NEWEST MEMBER OF OUR 1/4 TURN FAMILY. . .

1/2" IPS Polished Chrome Loose Key Hose Bibb w/ vacuum breaker



For use in restaurants, service stations,
and other light commercial areas

ITEM #	BOX QTY	MASTER QTY
12LKHB	1	5

Don't forget our many other 1/4 turn valves including these patented items and much more!

BOILER DRAINS
Available in 1/2" & 3/4" Brass or Chrome w/ Lever or Tee Handles

**patented*



SILLCOCKS
Available in 1/2" & 3/4" IPS or Sweat and 1/2" with Pex or Wirsbo® ends

**patented*



E-Z FIX-A-VALVE

3/8 compression x 3/8 Female OD
1/4 Turn Valve

FEATURES:

3/8 female compression threads for threading onto male compression end of valve

APPLICATIONS:

quick and easy way to replace an existing valve that has failed without shutting off main water supply



ITEM #	BOX QTY	MASTER QTY
38FAV	10	200



Universal Hose End Replacement Valve

* patent pending



Replaces 3/4 hose end valve that has failed		
ITEM #	BOX QTY	MASTER QTY
UHEV34FH34H	10	100

New Products Now Available !

ITEM #	DESCRIPTION	BOX QTY	MASTER QTY
<p>Stainless Connectors **SS Flexible Lav, Tank, and Compression Lav sold in box quantity only**</p>			
SSLS12	3/8" F Comp x 1/2" F x 12" SS Flexible Lav Supply	25	100
SSLS16	3/8" F Comp x 1/2" F x 16" SS Flexible Lav Supply	25	100
SSLS20	3/8" F Comp x 1/2" F x 20" SS Flexible Lav Supply	25	100
SSTS12	3/8" F Comp x 7/8" Ballcock x 12" SS Flexible Tank Supply	25	100
SSTS16	3/8" F Comp x 7/8" Ballcock x 16" SS Flexible Tank Supply	25	100
SSTS20	3/8" F Comp x 7/8" Ballcock x 20" SS Flexible Tank Supply	25	100
SSCLS12	3/8" F Comp x 3/8" OD x 12" SS Flexible Compression Lav Supply	25	100
SSCLS16	3/8" F Comp x 3/8" OD x 16" SS Flexible Compression Lav Supply	25	100
SSCLS20	3/8" F Comp x 3/8" OD x 20" SS Flexible Compression Lav Supply	25	100
SSDWH5	3/8" x 60" SS Dishwasher Hose with 3/8" Elbow	25	50
<div style="display: flex; justify-content: space-between; align-items: center;"> <div style="text-align: center;">  <p>DO 12</p> </div> <div style="text-align: center;"> <p>Low Pressure Valves</p> </div> <div style="text-align: center;">  <p>SWC 12</p> </div> </div>			
DO12	1/2" Draw Off	10	100
DO34	3/4" Draw Off	10	100
SWC12	1/2" Copper Stop and Waste	12	72
SWC34	3/4" Copper Stop and Waste	12	72